

Contents

eAuctions in PurONE

1 Login

2 Documents

3 Auction monitor – Dutch ticker

4 Auction monitor – English dynamic

5 Chat function

eAuctions – Login



Use case 1.1 – eAuctions

Entering an auction with onetime-account

System view:

919 TEST: Demo_User Guide_20220317_Dutch / Invitation for Auction 919 TEST: Demo_User Guide_20220317_Dutch

Supplier Portal <no-reply@app11.jaggaer.com>
An VOITH-Purchasing PurONE Do 2022-03-17 13:35

Dear Mr. Max Maier,

you are invited to participate in the auction **919 TEST: Demo_User Guide_20220317_Dutch**.

Auction start: **17.03.2022 14:00:00 (Europe/Berlin)**
Auction end: **(Europe/Berlin)**

Please open the following link to access the auction.

<https://app11.jaggaer.com/rfq/index.php?lang=eng&controller=quote&type=rfq&id=114955&cid=59411> **1**

Login:
User name:
Password:

If there is any further question that you have do not hesitate to contact us.

This is an automatically generated mail, please do not reply!



Click guide

In order to log in to the auction, you (supplier) will receive an invitation mail from Voith with login credentials to the auction. This E-Mail also contains information about the start and end time of the auction.

1. Click on the link of the E-Mail.
2. Type in your log in credentials and click on 'Login'. After clicking on Login, you will see the Auction Monitor (explained in the following use cases)

Note:



If you log in the system with an onetime-account, you will directly see the page on the slide 9.

Use Case 1.2 – eAuctions

Entering an auction with PurONE user-account

System view:

DEMO:Invitation for Auction 919 TEST: Demo_User Guide_20220317_Dutch

 Supplier Portal <no-reply@app11.jaggaer.com>
An  VOITH-Purchasing PurONE

[↩ Antworten](#) [↩ Allen antworten](#) [→ Weiterleiten](#) [⋮](#)

Do 2022-03-17 13:35

Dear Mr. Max Maier,

you are invited to participate in the auction **919 TEST: Demo_User Guide_20220317_Dutch**.

Auction start: **17.03.2022 14:00:00 (Europe/Berlin)**
Auction end: **(Europe/Berlin)**


Please open the following link to access the auction.

<https://app11.jaggaer.com/rfq/index.php?lang=eng&controller=quote&type=rfq&id=114955&cid=59411> **1**

Login:
User name:
In case you forgot your password please use the following link to reset it:
https://app11.jaggaer.com/login_lostpass.php?cid=1&back=portal/gmh/

If there is any further question that you have do not hesitate to contact us.

This is an automatically generated mail, please do not reply!



© 1999-2022 JAGGAER

When you use our Solution, we process your personal information as described in our Service [Privacy Policy](#).

Click guide

In order to log in to the auction, you as supplier will receive an invitation mail from Voith with login credentials to the auction. This E-Mail also contains information about the start and end time of the auction.

Option 1:

1. Click on the link of the mail.
2. Type in your log in credentials and click on 'Login'.

Note:

Slide 5-7 does not apply for onetime-accounts, only for PurONE user-accounts.

Use Case 1.2 – eAuctions

Entering an auction with PurONE user-account

System view:

The screenshot shows the VOITH Supplier Portal Dashboard. The navigation menu on the left is open, and the 'EActions' option is highlighted with a red box. The dashboard content includes a 'My PurONE' tab, a 'Requests' section with a table of RFQs, and a 'NEW OR CHANGED ORDERS' section.

RFQ #	Deadline	Status
677	2022-03-31 23:59	CHECKING
RFQ #677 (30.11.2021 1... 1	2022-03-28 23:59	
	2022-02-09 23:59	
	2021-12-16 23:59	
	2021-12-14 14:12	

Click guide

Option 2:

1. Click on the 'Requests-icon' located in the taskbar on the left side of the homepage.
2. Click on 'eAuctions'.

Use Case 1.2 – eAuctions

Entering an auction with PurONE user-account

System view:

Name	Version	Company	Quote deadline	Support	Item #	Accepted	Status	Auction Status	Auction #	Menu
TEST: Demo_User Guide_20220317_Dutch	1	Voith	2022-03-17 14:05	Heisele, Lisa	2		?			
TEST: Demo_User Guide_20220317_Dutch	2	Voith	2022-03-17 14:05	Heisele, Lisa	2				919	
TEST: Test_20220315_Templates CBD_English_V8	8	Voith	2022-03-15 14:13	Heisele, Lisa	1				893	
TEST: Test_20220315_Templates CBD_English_V3	3	Voith	2022-03-15 12:13	Heisele, Lisa	1				893	
TEST: Test_20220315_Templates CBD_English_V4	4	Voith	2022-03-15 12:13	Heisele, Lisa	1				893	
TEST: Test_20220315_Templates CBD_English_V5	5	Voith	2022-03-15 12:13	Heisele, Lisa	1				893	
TEST: Test_20220315_Templates CBD_English_V6	6	Voith	2022-03-15 12:13	Heisele, Lisa	1				893	
TEST: Test_20220315_Templates CBD_English_V7	7	Voith	2022-03-15 12:13	Heisele, Lisa	1				893	

Name	Version	Company	Quote deadline	Support	Item #	Accepted	Status	Auction Status	Auction #	Menu
TEST: Demo_User Guide_20220317_Dutch	2	Voith	2022-03-17 14:05	Heisele, Lisa	2				919	



Click guide

Option 2:

In this overview all auctions, to which a user was invited, are shown.

The auction itself can be entered by simply clicking on the name of the event.

After selecting one auction, you will see the auction monitor.

This is explained in the following use cases.

Note: Every auction has an auction number. The invitation mail contains this number as well. You can find the correct auction by looking for the referring auction number in the system.

If there is more than one auction with the same number, please always participate in the one that is active.

You can identify an active auction by the green icon, when you mouse over this icon it states 'running' or 'checking'.

eAuctions – Documents



Use Case 1.3 – eAuctions

Auction monitor – Documents & General Data

System view:

The screenshot shows the VOITH auction monitor interface. At the top, there is a language dropdown set to 'English', a 'Logged in as' indicator, and a 'Logout' button. Below this is a 'Change formatting and timezone' link. The main content area displays auction details in a table format:

Auction title:	TEST: Demo_User	Auction No.:	919	Initiator:	
External notice:	Guide_20220317_Dutch_V2	Version:	3	Telephone:	N/A
Deadline:	Auction Start: 2022-03-18 09:30	Mobile phone:		Fax:	N/A
Status:	Running	E-Mail:		Decimal Format:	12.345,679
Timezone:	Europe / Berlin				
Date Format:	2022-03-18 09:06				

Below the details is a section titled '1. Documents' with an information icon and text: 'These are the documents that are attached to this Auction. Please click on the names to open them. If a document is marked bold then it is required to open it before proceeding to the next step. Some attachments may require you to accept them. If so please use the checkboxes to mark the documents as accepted. Hide infoboxes for this session.'

The document list is divided into two sections, both titled 'General Documents':

- Section 1:** Document 1 is 'Purchasing - General purchase conditions (GPC) <https://voith.com/corp-en/about-us/supplier-ecosystem.html>'. The document name is bolded and circled in red with a '1' in a blue circle. Below it is a 'Do You Agree?' checkbox which is unchecked. Buttons for 'Next Step' and 'Decline Auction' are visible.
- Section 2:** Document 1 is the same as above. The document name is bolded and circled in red with a '2' in a blue circle. Below it is a 'Do You Agree?' checkbox which is checked. The 'Next Step' button is circled in red.

Click guide

1. If there are documents attached to the auction, you can open them by clicking on the link.
2. If required, confirm that you agree to the attached documents by setting a checkmark in the box.
3. If you viewed and confirmed the attached documents, click on 'Next Step'.

Use Case 1.3 – eAuctions

Auction monitor – Documents & General Data

System view:

English Logged in as Logout **VOITH**

Change formatting and timezone

Auction title:	TEST: Demo_User Guide_20220317_Dutch	Auction No.:	919	Initiator:	
External notice:		Version:	2	Telephone:	N/A
Deadline:	Auction Start: 2022-03-17 14:00			Mobile phone:	N/A
Status:	Running			Fax:	N/A
Timezone:	Europe / Berlin			E-Mail:	
Date Format:	2022-03-17 13:38			Decimal Format:	12.345,679

1. Documents 2. General

The Quotation Settings show a summary of your basic data.
If values are grayed-out, they are provided for your information and cannot be changed.
Your contact details are listed in the Supplier Information.
Please check them and correct the data if necessary!
[Hide infoboxes for this session.](#)

Quotation Settings

Currency*: Euro

Payment Conditions: 0060 (innerhalb von 60 Tagen ohne Abzug)

Delivery Conditions: FCA (Free Carrier)

Delivery address / Place of fulfillment:

Supplier Information

Company Name*: Voith GmbH & Co.KGaA

Person Name*: Max Maier

E-Mail*: Max Maier

Telephone: Country Area Number

Fax: Country Area Number

Upload new file: Datei auswählen Keine Datei ausgewählt Maximum 128MB

Comments:

Next Step

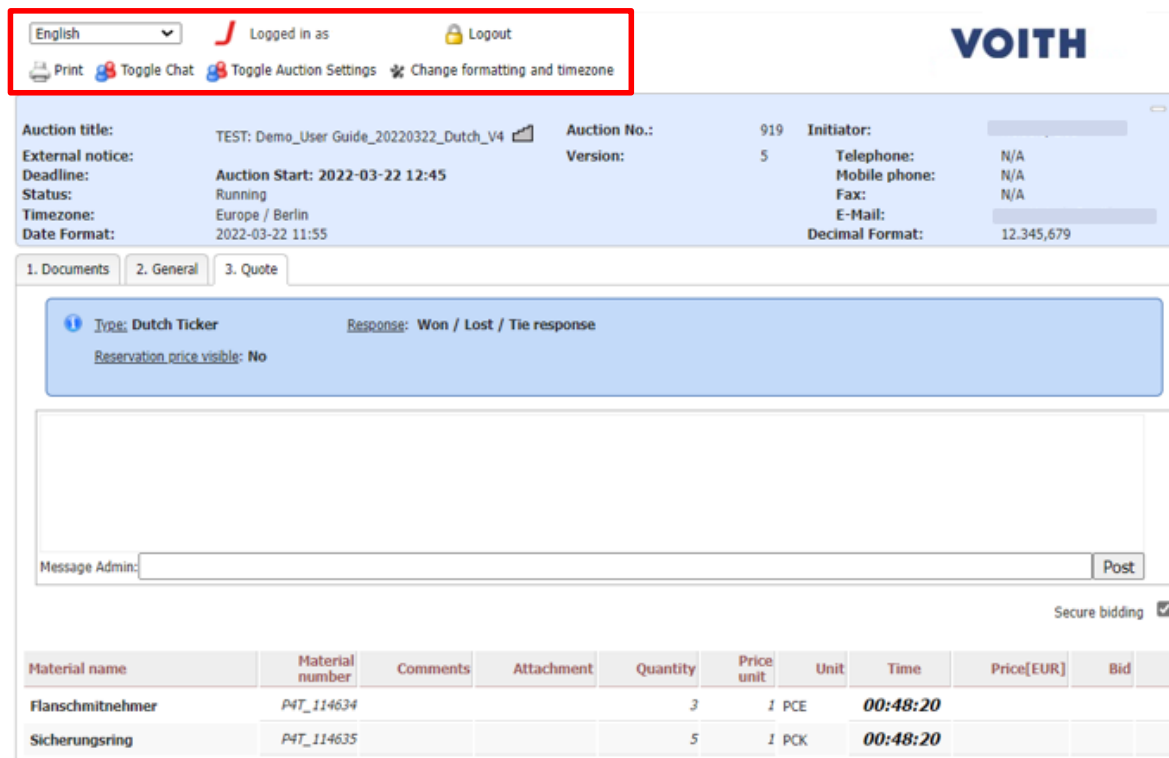
Click guide

1. Check if the prefilled company data is correct. If necessary, make adaptations to the company data.
2. Click on 'Next Step' to obtain access to the auction monitor.

Use Case 1.3 – eAuctions

Auction monitor – Documents & General Data

System view:



English | Logged in as | Logout | Print | Toggle Chat | Toggle Auction Settings | Change formatting and timezone

VOITH

Auction title: TEST: Demo_User Guide_20220322_Dutch_V4 | **Auction No.:** 919 | **Initiator:** | **Version:** 5 | **Telephone:** N/A | **Mobile phone:** N/A | **Fax:** N/A | **E-Mail:** | **Decimal Format:** 12.345,679

External notice: | **Deadline:** Auction Start: 2022-03-22 12:45 | **Status:** Running | **Timezone:** Europe / Berlin | **Date Format:** 2022-03-22 11:55

1. Documents | 2. General | 3. Quote

Type: Dutch Ticker | **Response:** Won / Lost / Tie response | **Reservation price visible:** No

Message Admin:

Secure bidding

Material name	Material number	Comments	Attachment	Quantity	Price unit	Unit	Time	Price[EUR]	Bid	I
Flanschmitnehmer	P4T_114634			3	1	PCE	00:48:20			
Sicherungsring	P4T_114635			5	1	PCK	00:48:20			

Click guide

1. With a onetime-account you can adjust the timezone settings here (in case of a PurONE user-account you need to make these changes in your profile settings).
2. You can also adjust the language.
3. Please leave the “toggle chat” function and “toggle auction settings” visible.

eAuction monitor – Dutch Ticker



Use Case 1.4 – eAuctions

Auction monitor – Dutch ticker

System view:

The screenshot displays the VOITH auction monitor interface. At the top, there is a navigation bar with a language dropdown set to 'English', a 'Logged in as' indicator, and a 'Logout' button. Below this are utility links for 'Print', 'Toggle Chat', 'Toggle Auction Settings', and 'Change formatting and timezone'. The main header area contains the VOITH logo and a summary of auction details: Auction title (TEST: Demo_User Guide_20220322_Dutch_V4), Auction No. (919), Initiator, External notice, Deadline (Auction Start: 2022-03-22 12:45), Status (Running), Timezone (Europe / Berlin), Date Format (2022-03-22 11:55), Version (5), Telephone (N/A), Mobile phone (N/A), Fax (N/A), E-Mail, and Decimal Format (12.345,679). Below the header are tabs for '1. Documents', '2. General', and '3. Quote'. A blue information box indicates the auction type is 'Dutch Ticker' with a 'Response: Won / Lost / Tie response' and 'Reservation price visible: No'. A message input field with a 'Post' button and a 'Secure bidding' checkbox are also visible. At the bottom, a table lists auction items with columns for Material name, Material number, Comments, Attachment, Quantity, Price unit, Unit, Time, Price[EUR], Bid, and I. The 'Time' column for two items is highlighted with a red box.

Material name	Material number	Comments	Attachment	Quantity	Price unit	Unit	Time	Price[EUR]	Bid	I
Flanschmitnehmer	P4T_114634			3	1 PCE		00:48:20			
Sicherungsring	P4T_114635			5	1 PCK		00:48:20			

Click guide

1. If the auction has not started yet, the remaining time counts down to the start time.
Note: It is neither possible to see the price level nor to place a bid when the auction has not started yet.

Use Case 1.4 – eAuctions

Auction monitor – Dutch ticker

System view:

English Logged in as Logout

Print Toggle Chat Toggle Auction Settings Change formatting and timezone

VOITH

Auction title: TEST: Demo_User Guide_20220322_Dutch_V4 **Auction No.:** 919 **Initiator:** [redacted]
External notice: **Auction Start:** 2022-03-22 12:45 **Version:** 5 **Telephone:** N/A
Deadline: **Status:** Running **Mobile phone:** N/A
Timezone: Europe / Berlin **Fax:** N/A
Date Format: 2022-03-22 12:41 **E-Mail:** [redacted]
Decimal Format: 12.345,679

1. Documents 2. General 3. Quote

Type: Dutch Ticker **Response:** Won / Lost / Tie response
Reservation price visible: No

Message Admin: [input] Post

Secure bidding

Material name	Material number	Comments	Attachment	Quantity	Price unit	Unit	Time	Price[EUR]	Bid	I
Flanschmitnehmer	P4T_114634			3	1 PCE		00:00:25	500,000	Bid	
Sicherungsring	P4T_114635			5	1 PCK		00:00:25	200,000	Bid	

Click guide

1. When the auction starts, the prices for the positions become visible. In addition to that, the field 'Bid' appears for every position.
2. The remaining time for the shown price step will count down.

Use Case 1.4 – eAuctions

Auction monitor – Dutch ticker

System view:

English | Logged in as | Logout | VOITH

Print | Toggle Chat | Toggle Auction Settings | Change formatting and timezone



Auction title: TEST: Demo_User Guide_20220322_Dutch_V4 | **Auction No.:** 919 | **Initiator:** [redacted]
External notice: [redacted] | **Version:** 5 | **Telephone:** N/A
Deadline: Auction Start: 2022-03-22 12:45 | **Mobile phone:** N/A
Status: Running | **Fax:** N/A
Timezone: Europe / Berlin | **E-Mail:** [redacted]
Date Format: 2022-03-22 12:41 | **Decimal Format:** 12.345,679

1. Documents | 2. General | 3. Quote


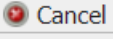
Type: Dutch Ticker | Response: Won / Lost / Tie response
Reservation price visible: No

Message Admin: [input] | Post

Secure bidding

Material name	Material number	Comments	Attachment	Quantity	Price unit	Unit	Time	Price[EUR]	Bid
Flanschmitnehmer	P4T_114634			3	1 PCE		00:00:25	600,000	 Bid 1
Sicherungsring	:			1	1 PCK		00:00:25	200,000	 Bid

Do really want to quote a price of 600,000 EUR?

2  Ok  Cancel

Click guide

1. If a price level is shown which you would like to accept and confirm, click on 'Bid'.
2. Confirm that you really want to quote the price by clicking 'Ok' in the appearing Pop-Up.

Use Case 1.4 – eAuctions

Auction monitor – Dutch ticker

System view:

Material name	Material number	Comments	Attachment	Quantity	Price unit	Unit	Time	Price[EUR]	Bid	I
Flanschmitnehmer	P4T_114634			3	1	PCE		600,000		<input checked="" type="checkbox"/>
Sicherungsring	P4T_114635			5	1	PCK	00:00:07	300,000		

Material name	Material number	Comments	Attachment	Quantity	Price unit	Unit	Time	Price[EUR]	Bid	I
Flanschmitnehmer	P4T_114634			3	1	PCE		600,000		<input checked="" type="checkbox"/>
Sicherungsring	P4T_114635			5	1	PCK	00:00:04	400,000		

No bidder has confirmed the last price-step

Click guide

As soon as one participant places a bid, the auction for this position is closed (first come first serve).

If the auction is finished and you have accepted the price first, a green checkmark appears behind your bid. This means you are the winner for this position.

Price[EUR]	Bid	I
600,000		<input checked="" type="checkbox"/>

Congratulations, you are the winner, you confirmed last price step

If another supplier accepted the price first, a red icon appears. This means you are not the winner for this position.

Price[EUR]	Bid	I
		<input type="checkbox"/>

Auction finished! No more quotations allowed!

The remaining positions are still open for bidding.

Use Case 1.4 – eAuctions

Auction monitor – Dutch ticker

System view:

English Logged in as Logout

Print Toggle Chat Toggle Auction Settings Change formatting and timezone

VOITH

Auction title: TEST: Demo_User Guide_20220322_Dutch_V4 **Auction No.:** 919 **Initiator:**

External notice: **Version:** 5 **Telephone:** N/A

Deadline: **Auction Start:** 2022-03-22 12:45 **Mobile phone:** N/A

Status: Checking **Fax:** N/A

Timezone: Europe / Berlin **E-Mail:**

Date Format: 2022-03-22 12:48 **Decimal Format:** 12.345,679

1. Documents 2. General 3. Quote

Type: Dutch Ticker **Response: Won / Lost / Tie response**

Reservation price visible: No

Message Admin:

Secure bidding

Material name	Material number	Comments	Attachment	Quantity	Price unit	Unit	Time	Price[EUR]	Bid	I
Flanschmitnehmer	P4T_114634			3	1	PCE		600,000		<input checked="" type="checkbox"/>
Sicherungsring	P4T_114635			5	1	PCK				<input type="checkbox"/>

The Auction is no longer running!

Click guide

1. If the auction is finished and another participant accepted the price first, the other participant won the nomination. A red icon for this position appears.
2. When all positions of the auction are finished, the sentence 'The Auction is no longer running!' is displayed.
3. You can leave the auction by closing the auction monitor.

Auction finished! No more quotations allowed!

Auction monitor – English dynamic



Use Case 1.5 – eAuctions

Auction monitor – English dynamic

System view:

English | Logged in as | Logout | VOITH

Print | Toggle Chat | Toggle Auction Settings | Change formatting and timezone

Auction title: TEST: Demo_User
Guide_20220322_English

Auction No.: 935 | **Initiator:** [redacted]

External notice: | **Version:** 3 | **Telephone:** N/A
Deadline: **Auction Start:** 2022-03-22 13:53 | **Mobile phone:** N/A
Auction End: 2022-03-22 13:59

Status: Running | **Fax:** N/A
Timezone: Europe / Berlin | **E-Mail:** [redacted]
Date Format: 2022-03-22 13:52 | **Decimal Format:** 12.345,679

1. Documents | 2. General | 3. Quote

Underbid: Bidder must bid below his bid
Minimal Step: **Percent 0,100** | Maximum Step: **Percent 50,000** | **Auction Traffic Lights: Disabled**
Tie Bids: Enabled

Automatic Extensions:
If a bid is made within the last **2 minutes** then extend auction by **120 seconds**.
max. extensions: **Unlimited**
Extension triggered by: **Any Bid**

Auction starts in: **19 seconds**

Message Admin: [input] [Post]

Secure bidding

Positions	Rank	My Current Bid	New Bid
Sicherungsring (2,000 PCK) – [input]	n/a	400,000	400,000 EUR (for 2,000 PCK) <small>(min 399,600; max 200,000)</small>
Price (per 1 PCK)*:		200,000	[input] EUR
		[Bid]	
			400,000 EUR

Click guide

When the auction has not started yet, the remaining time counts down to the start time.
It is not yet possible to place a bid.

The minimal and maximum step size is displayed as well as the rules for the automatic extension of the auction.

Use Case 1.5 – eAuctions

Auction monitor – English dynamic

System view:

Auction title: TEST: Demo_User
Guide_20220322_English

External notice: Auction Start: 2022-03-22 13:53
Auction End: 2022-03-22 13:59

Status: Running

Timezone: Europe / Berlin

Date Format: 2022-03-22 13:53

Auction No.: 935

Initiator: [Redacted]

Version: 3

Telephone: N/A

Mobile phone: N/A

Fax: N/A

E-Mail: [Redacted]

Decimal Format: 12.345,679

1. Documents | 2. General | 3. Quote

Underbid: Bidder must bid below his bid
Minimal Step: **Percent 0,100** Maximum Step: **Percent 50,000**

Auction Traffic Lights: Disabled

Tie Bids: Enabled

Automatic Extensions:
If a bid is made within the last **2 minutes** then extend auction by **120 seconds**.
max. extensions: **Unlimited**
Extension triggered by: **Any Bid**

Auction ends in: **5 minutes, 53 seconds**

Message Admin: [Text Field] [Post]

Positions	Rank	My Current Bid	New Bid
Sicherungsring (2,000 PCK)	--	400,000	400,000 EUR (for 2,000 PCK) (min 399,600; max 200,000)
Price (per 1 PCK)*:		200,000	200,000 EUR

[Bid] 1

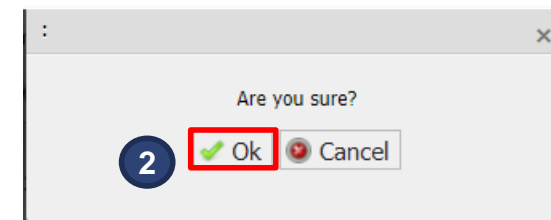
400,000 EUR

Click guide

When the event has started, the remaining time counts down. Now it is possible to place bids. The field is preset with the individual starting price (prices from the quote) and can now be reduced.

1. To reduce the price, please type in the new offer and click on 'Bid'.
2. Confirm the bid by clicking 'Ok' in the appearing Pop Up.

The offer will be considered immediately and potential changes in your competition rank will be displayed. To submit another bid, you can simply enter new bid values and click 'Bid' again. Bids can only be corrected downwards; a price increase is not possible.



Use Case 1.5 – eAuctions

Auction monitor – English dynamic

System view:

Click guide

Positions	Rank	My Current Bid	New Bid
Sicherungsring (2,000 PCK) —	1	400,000	400,000 EUR (for 2,000 PCK) <small>(min 399,600; max 200,000)</small>
Price (per 1 PCK)*:		200,000	<input type="text" value="200,000"/> EUR
		<input type="button" value="Bid"/>	
	--		400,000 EUR

Positions	Rank	My Current Bid	New Bid
Sicherungsring (2,000 PCK) —	2	400,000	400,000 (for 2,000 PCK) <small>(min 399,600; max 200,000)</small>
Price (per 1 PCK)*:		200,000	<input type="text" value="200,000"/>
		<input type="button" value="Bid"/>	
	--		400,000

You can see your rank for each position at any time. Rank changes will be displayed immediately.

It is possible that two suppliers quote the exact same price. The supplier who confirmed the price first will be on the rank ahead.

Use Case 1.5 – eAuctions

Auction monitor – English dynamic

System view:

Auction ends in: **3 minutes, 45 seconds** -- Current Extension: **1 / Unlimited**

13:57:11 **SYSTEM:** Auction automatically extended by 120 seconds.

Message Admin:

Secure bidding

Positions	Rank	My Current Bid	New Bid
Sicherungsring (2,000 PCK) —	1	360,000	360,000 (for 2,000 PCK) <small>(min 359,640; max 180,000)</small>
Price (per 1 PCK)*:		180,000	<input type="text" value="180,000"/>
		<input type="button" value="Bid"/>	
			360,000

Click guide

If any supplier places a bid within a preset time before the auction ends, the auction will automatically be extended (see slide 18). Therefore, there is **no time pressure in the last seconds** involved.
The auction can be extended by definition (setting by Voith).

Use Case 1.5 – eAuctions

Auction monitor – English dynamic

System view:

The screenshot shows the VOITH eAuction system interface. At the top, there is a navigation bar with 'English' selected, 'Logged in as' with a user icon, and a 'Logout' button. Below this are utility icons for 'Print', 'Toggle Chat', 'Toggle Auction Settings', and 'Change formatting and timezone'. The main content area is titled 'Auction title: TEST: Demo_User' and 'Auction No.: 935'. It lists various details including 'External notice: Guide_20220322_English', 'Version: 3', 'Initiator: Heisele, Lisa', 'Telephone: N/A', 'Mobile phone: N/A', 'Status: Running', 'Fax: N/A', 'Timezone: Europe / Berlin', 'E-Mail: Lisa.Heisele@voith.com', and 'Date Format: 2022-03-22 14:01'. A yellow warning banner states 'The Auction is no longer running!'. Below this are tabs for '1. Documents', '2. General', and '3. Quote'. A blue information box contains details about 'Underbid' rules, 'Automatic Extensions' (120 seconds), and 'Tie Bids: Enabled'. Another yellow warning banner says 'The auction has ended, no more bids will be accepted!'. A system message at 13:57:11 states 'SYSTEM: Auction automatically extended by 120 seconds.' Below this is a 'Message Admin:' input field and a 'Post' button. At the bottom, there is a bidding table with columns for 'Positions', 'Rank', 'My Current Bid', and 'New Bid'. The 'Rank' column has a value of '1' highlighted with a red box. The 'New Bid' column shows '250,000' with a sub-note '(for 2,000 PCK) (min 249,750; max 125,000)'. A 'Bid' button is visible below the table.

Click guide

The event only ends when no more bids are placed. Please stay in the auction until the event is over to avoid misunderstandings or unintentional rank changes.

When the auction ends and you are on rank 1, you won the auction.

In any other cases, you did not win the auction.

If the sentence 'The Auction has ended, no more bids will be accepted!' is displayed, you can leave the event by closing the auction monitor.

Auction monitor – Chat function



Use Case 1.6 – eAuctions

Auction monitor – Chat function

System view:

The screenshot displays the VOITH eAuction system interface. At the top, there is a navigation bar with a language dropdown set to 'English', a 'Logged in as' status, and a 'Logout' button. Below this, there are utility icons for 'Print', 'Toggle Chat', 'Toggle Auction Settings', and 'Change formatting and timezone'. The main header area contains the VOITH logo and a search icon.

The central section provides auction details:

- Auction title:** TEST: Demo_User Guide_20220322_Dutch_V4
- External notice:** [icon]
- Deadline:** Auction Start: 2022-03-22 12:45
- Status:** Running
- Timezone:** Europe / Berlin
- Date Format:** 2022-03-22 12:41
- Auction No.:** 919
- Version:** 5
- Initiator:** [redacted]
- Telephone:** N/A
- Mobile phone:** N/A
- Fax:** N/A
- E-Mail:** [redacted]
- Decimal Format:** 12.345,679

Below the details are tabs for '1. Documents', '2. General', and '3. Quote'. A blue banner indicates the auction type: 'Type: Dutch Ticker' and 'Response: Won / Lost / Tie response', with a note 'Reservation price visible: No'.

The chat function is highlighted with a red border. It shows a message history with two entries:

- 12:51:54 ADMIN (Heisele, Lisa): Hello, welcome to the auction!
- 12:53:52 Accenture GmbH (testmann test): Hello, thank you!

At the bottom of the chat window, there is a 'Message Admin:' input field and a 'Post' button. A 'Secure bidding' checkbox is checked.

At the bottom of the page, there is a table of auction items:

Material name	Material number	Comments	Attachment	Quantity	Price unit	Unit	Time	Price[EUR]	Bid	I
Flanschmitnehmer	P4T_114634			3	1 PCE		00:00:25	500,000		
Sicherungsring	P4T_114635			5	1 PCK		00:00:25	200,000		

Click guide

1. During the auction, you have the possibility to send a message to Voith in terms of any problems or questions. None of the other suppliers can see the messages that you sent.
2. Voith also has the possibility to contact all suppliers at once or send a message to only one supplier separately.

How to send a message:

1. Type in your message and click on 'Post' to send it to Voith.
2. Your message appears in the chat.

Note: In case the chat function is not visible, you can activate it in the top left corner by clicking on "Toggle Chat".

VOITH

Inspiring Technology
for Generations